

expoQA[®]26

MADRID 26th, 27th & 28th May

expoqa.eu



Testing Cloud Applications Without Breaking the Bank

Fernando Teixeira
2026

How would you test an application that depends heavily on cloud services? Do you have a specific strategy for testing it?

The same way that I test other applications.

Infrastructure costs!!

Off-Prem ▶ SaaS

Google Cloud (over)Run: How a free trial experiment ended with a \$72,000 bill overnight

Billing budget? Free plan? All useless when buggy code went into overdrive

Tim Anderson

Thu 10 Dec 2020 // 14:38 UTC

The \$15K Dev Account Disaster: A Real-World Case Study and Solution

Case Study: A Startup's \$450,000 Google Cloud Bill –
Lessons for Startups

Updated on May 23, 2025 by Sash Ghosh




01

Introducing myself



Introducing myself

- Fernando Teixeira
- Lead QA Engineer in Verivox
- Living in Heidelberg, Germany
- Backend, microservices and DevOps
- Chess and cycling in my free time





02

Introduction to Cloud Computing



What is Cloud Computing?

On-demand delivery of IT resources — such as servers, storage, databases, networking, and software — with pay-as-you-go pricing.



On-demand

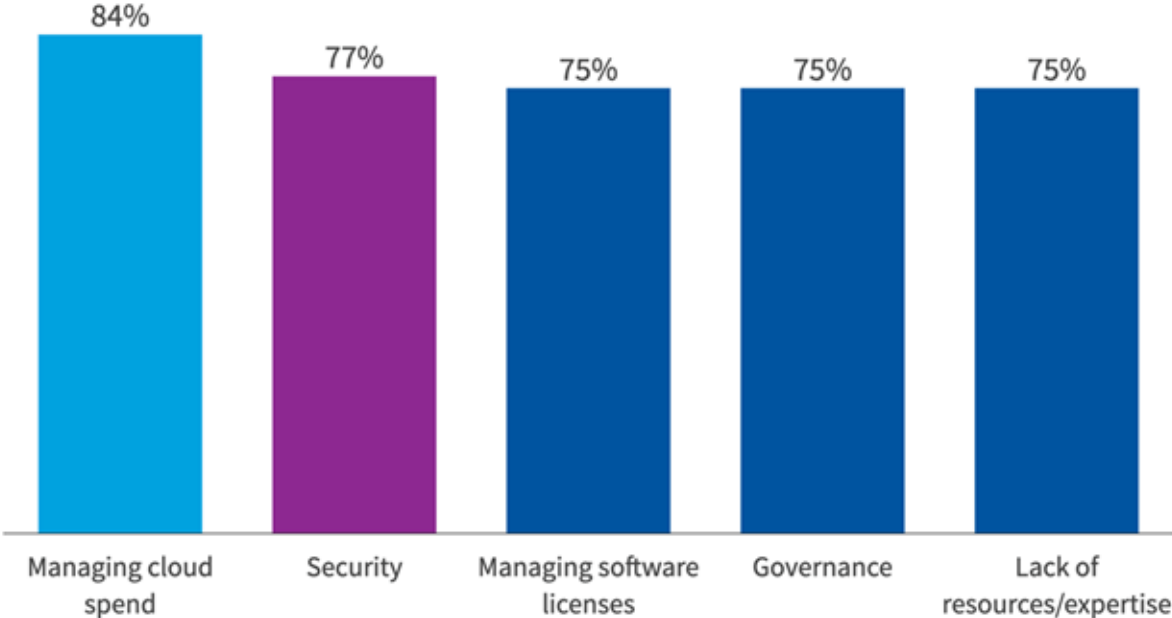


Scalable



Pay-as-you-go

Top cloud challenges for all respondents



N=759

Source: Flexera 2025 State of the Cloud Report

flexera

Understanding how the cloud services are priced

- Most services are priced based on usage
- Examples:
 - Number of requests
 - Storage size usage
 - How long it is used

Region:		
Europe (Frankfurt) ▼		
	PUT, COPY, POST, LIST requests (per 1,000 requests)	GET, SELECT, and all other requests (per 1,000 requests)
S3 Standard	\$0.0054	\$0.00043

Storage pricing	
S3 Standard - General purpose storage for any type of data, typically used for frequently accessed data	
First 50 TB / Month	\$0.0245 per GB
Next 450 TB / Month	\$0.0235 per GB
Over 500 TB / Month	\$0.0225 per GB

Costs starts to rocket

- **Multiples Services being used:** databases, logs, file storages...
- **Multiple tests**
- **Multiple test executions**
- **Test environment instances**
- **Other hidden costs:** Networking is generally quite expensive



03

**What are the options that we
have to test those cloud
applications?**

Testing Cloud Applications - 3 Main Options

1. Use real cloud services
2. Use mocks
3. Use tools to emulate cloud services



Option 1 - Using Real Cloud Services

- Pros ✓
 - High test confidence
 - Can detect configuration and infrastructure issues
 - Real word performance insights
- Cons ✗
 - High costs
 - Require cleanup strategies for test resources
 - Slow feedback loops

Option 2 - Using mocks

- Pros ✓
 - It's free
 - Fast test run times
 - Tests are better isolated and more deterministic
- Cons ✗
 - Low confidence
 - Effort to keep mocks up to date

Option 3 - Use tools to emulate cloud services

- Pros ✓
 - Accurate emulation of core cloud services behavior
 - Works locally and in CI/CD
 - Higher confidence than mocks
- Cons ✗
 - It is still just an emulation of services, so some behaviors can differ
 - The setup and configuration can be complex

Testing Cloud Applications - 3 Main Options

1. Use real cloud services
2. Use mocks
3. Use tools to emulate cloud services



04

Introducing Testcontainers and LocalStack

Introduction to LocalStack



- Cloud service emulator for development and testing
- Simulates cloud services on your own computer or CI/CD
- Works specifically for AWS services
- Easy cleanup of resources

💡 Think of it as your personal mini AWS in a Docker container.

LocalStack - Coverage Levels

- ★★★★★ Feature fully supported by LocalStack maintainers; feature is guaranteed to pass all or the majority of tests
- ★★★★☆ Feature partially supported by LocalStack maintainers
- ★★★☆☆ Feature supports basic functionalities (e.g., CRUD operations)
- ★★☆☆☆ Feature should be considered unstable
- ★☆☆☆☆ Feature is experimental and regressions should be expected
- Feature is not yet implemented

Reference:

<https://docs.localstack.cloud/user-guide/aws/feature-coverage/>

<https://docs.localstack.cloud/references/coverage/>

Introduction to Testcontainers



Testcontainers

- Free and open-source tool
- Easily get your test dependencies wrapped in Docker containers inside your test code
- Official modules for easier integration, including **LocalStack**

Introduction to Testcontainers



Java



Go



.NET



Node.js



Clojure



Elixir



Haskell



Python



Ruby



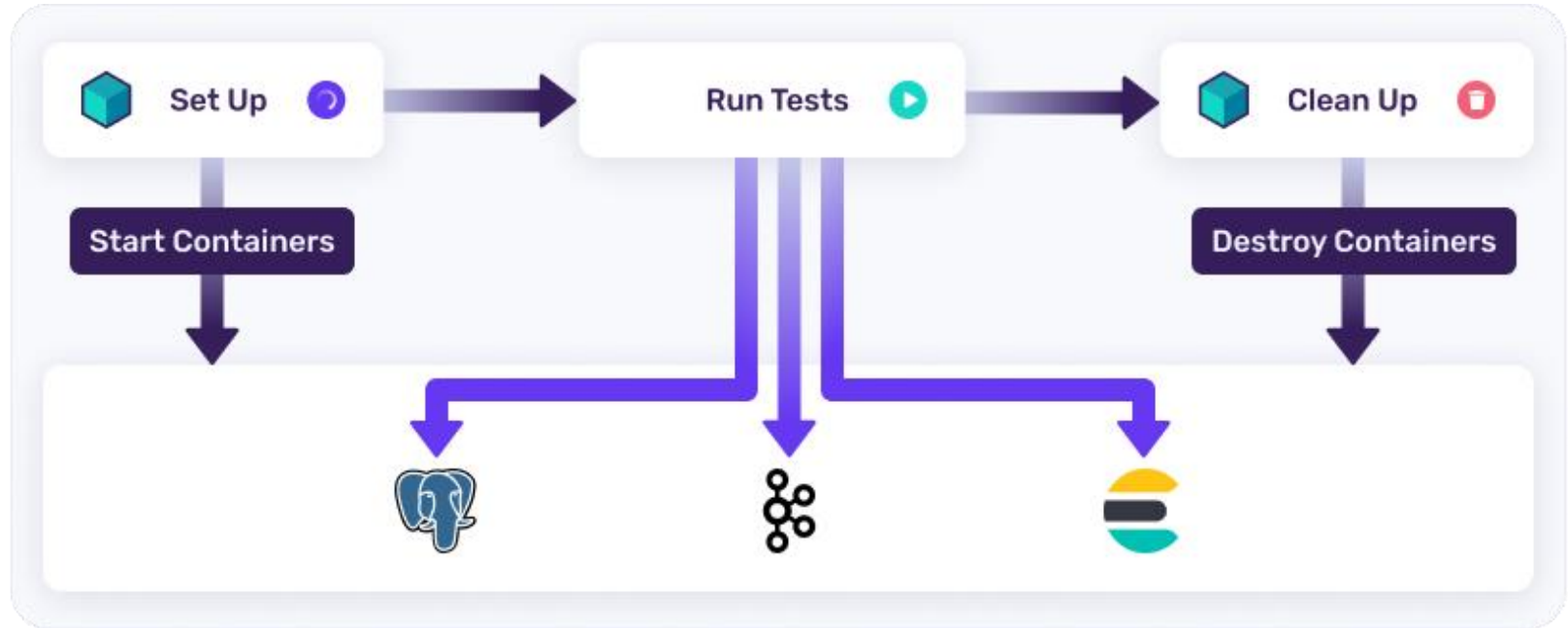
Rust



php PHP



Introduction to Testcontainers



Setup Example

```
@Testcontainers
public class TestContainersConfigurationForE2ETests {

    @Container
    protected static LocalStackContainer localStack = new
LocalStackContainer(DockerImageName.parse("localstack/localstack:4.0.3"));
    // "LocalStackContainer" is a library from Testcontainers

    @BeforeAll
    static void beforeAll() throws IOException, InterruptedException {
        localStack.execInContainer("awslocal", "s3", "mb", "s3://" + "my-test-bucket");
        localStack.execInContainer(
            "awslocal",
            "sqs",
            "create-queue",
            "--queue-name",
            "my-test-queue"
        );
    }
}
```

1 - Initialize Localstack container

2 - Create test prerequisites, including S3 Bucket and SQS Queue

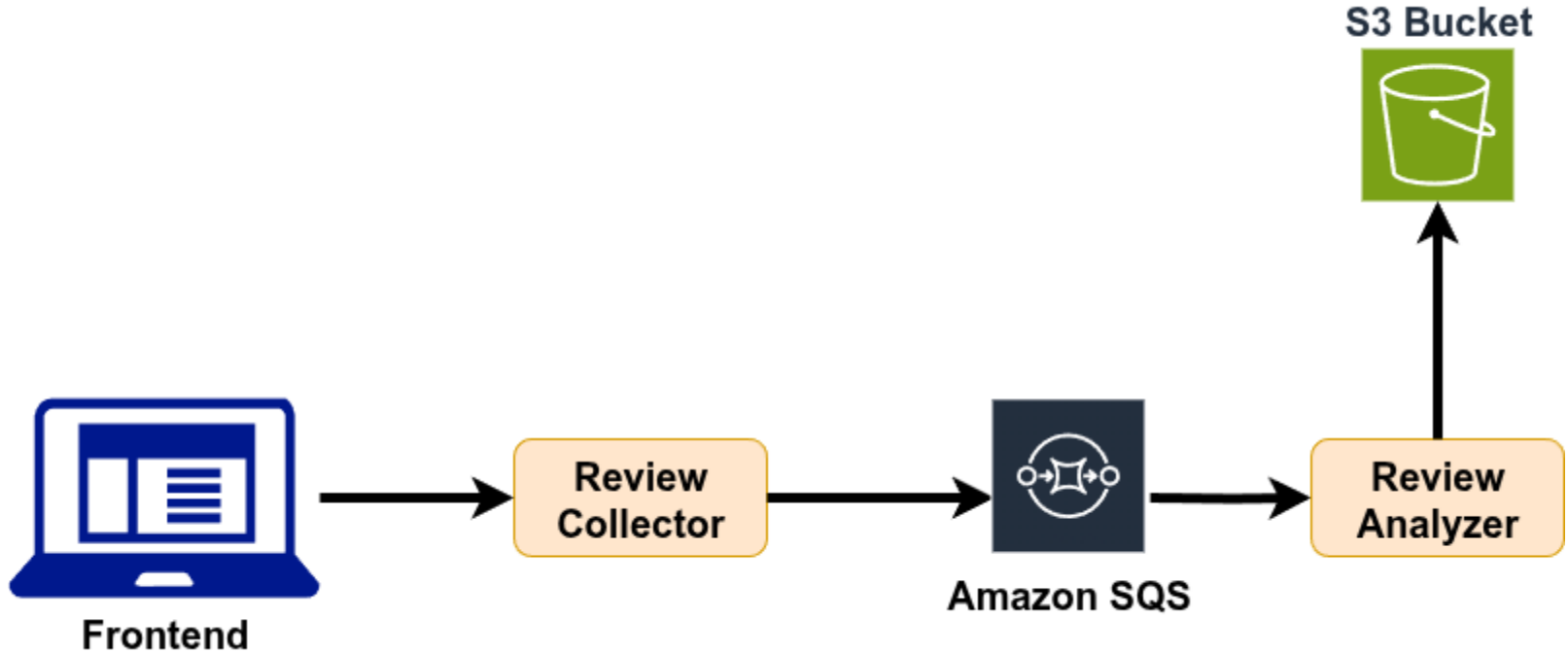


05

LocalStack and Testcontainers in action



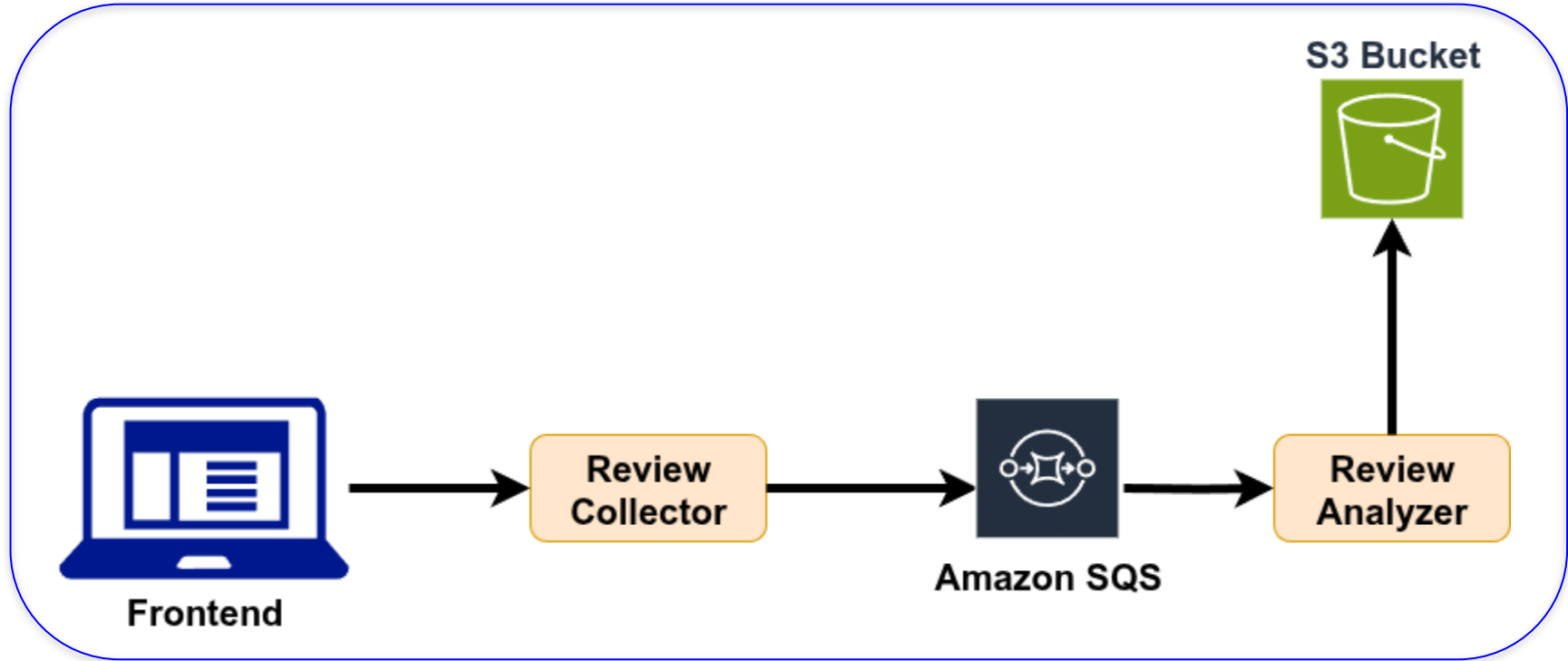
Example - Review Analysis Application



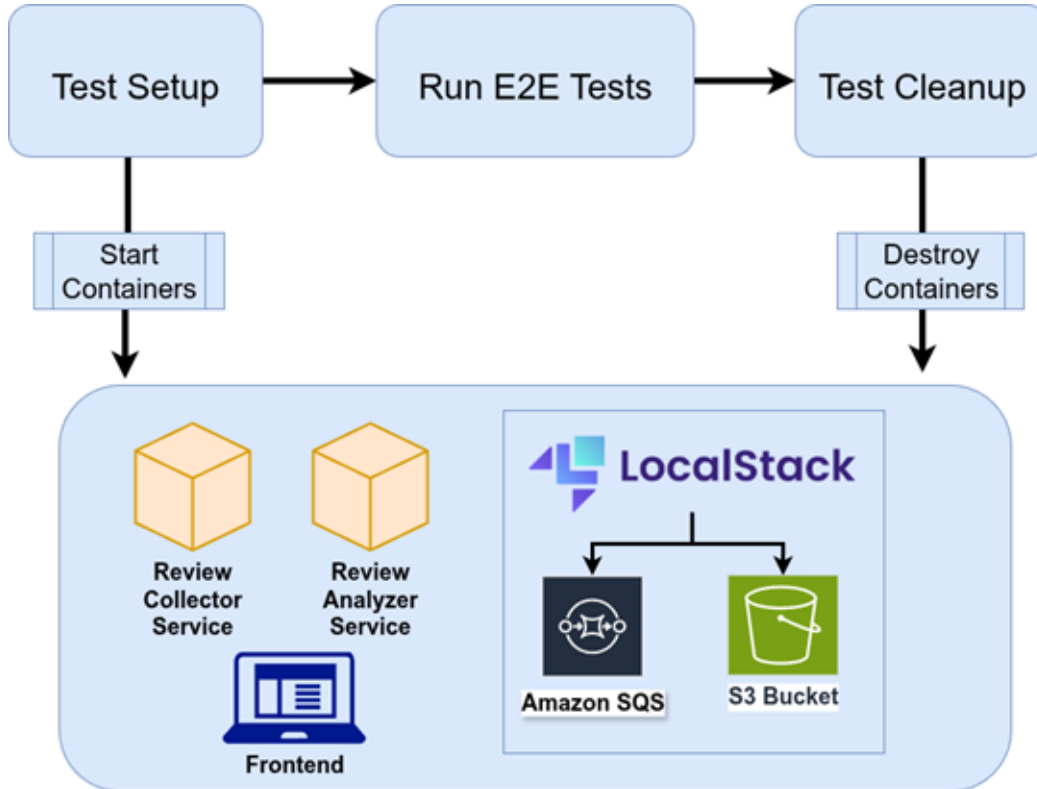
Reference: <https://github.com/teixeira-fernando/Review-Analysis-Cloud-Microservices>

Example - Review Analysis Application

E2E Tests

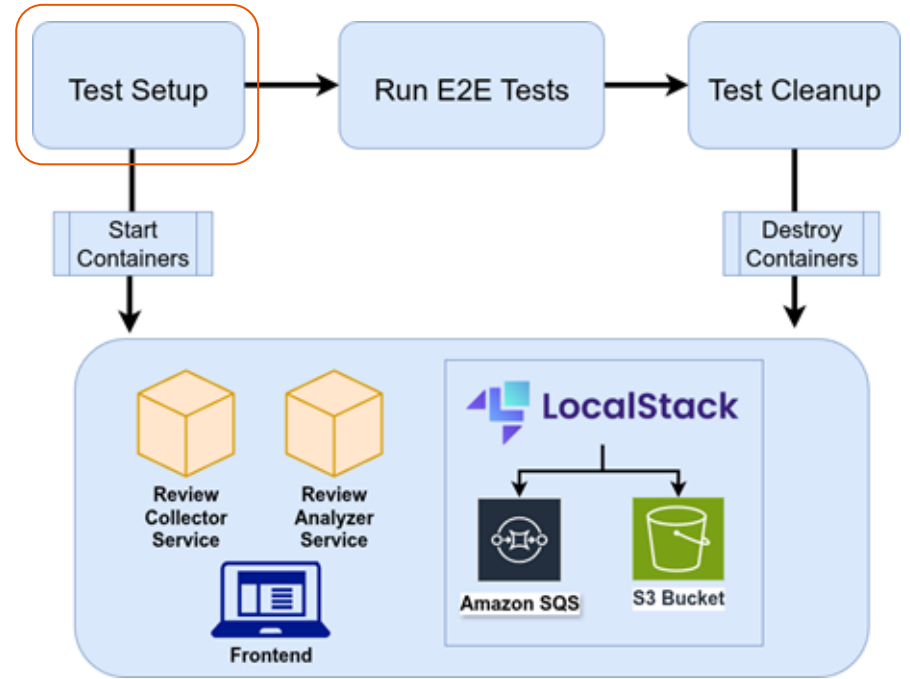


Test Flow - Review Analysis Application



Creating the Test Setup

The Heart of Our Test



```
services:
  localstack:
    image: localstack/localstack:4.0.3
    ports:
      - "4566:4566"
    networks:
      - ls

  review-collector:
    image: teixeirafernando/review-collector:latest
    environment:
      AWS_ENDPOINT: http://localstack:4566
    depends_on:
      - localstack
    ports:
      - "8080:8080"
    networks:
      - ls

  review-analyzer:
    image: teixeirafernando/review-analyzer:latest
    environment:
      AWS_ENDPOINT: http://localstack:4566
    depends_on:
      - localstack
    ports:
      - "8081:8081"
    networks:
      - ls
```

```
frontend-review:
  image: teixeirafernando/frontend-review:latest
  depends_on:
    - review-analyzer
    - review-collector
  ports:
    - "3000:80"
  networks:
    - ls

networks:
  ls:
    driver: bridge
```

Docker Compose File for Test Setup

1

```
const path = require('path');
const { DockerComposeEnvironment, Wait } = require('testcontainers');
const composeFile = path.resolve(__dirname, '../docker-compose.yml');
```

Import Testcontainers dependencies

2

```
let testContainersRuntime = await new DockerComposeEnvironment(
  path.dirname(composeFile),
  path.basename(composeFile)
)
  .withWaitStrategy('localstack', Wait.forLogMessage('Ready'))
  .withWaitStrategy(
    'review-collector',
    Wait.forHttp('/actuator/health', 8080).forStatusCode(200)
  )
  .withWaitStrategy(
    'review-analyzer',
    Wait.forHttp('/actuator/health', 8081).forStatusCode(200)
  )
  .up()
```

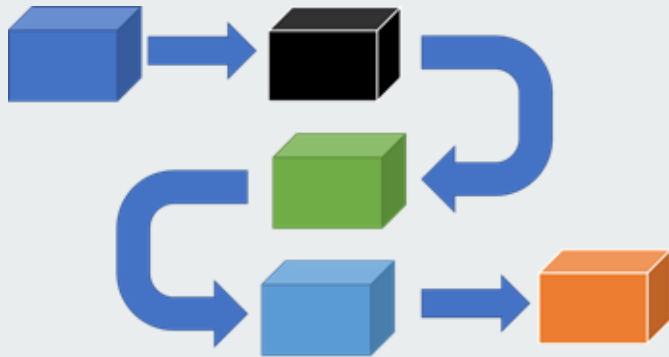
Spin up docker compose using Testcontainers and wait until containers are started

3

```
testContainersRuntime
  .getContainer('localstack')
  .exec(['awslocal', 's3', 'mb', 's3://review-analysis-bucket'])
testContainersRuntime
  .getContainer('localstack')
  .exec(['awslocal', 'sqs', 'create-queue', '--queue-name', 'review-analysis-queue',
  ])
```

Execute commands inside Localstack container

Creating the E2E tests



End to End Testing

- With the test setup ready, we can properly execute the E2E tests
- Playwright to support our E2E tests, with API requests monitoring

1

```
const { test, expect } = require('@playwright/test');

// E2E test: submit a review through the UI and verify backend response

test('submit review and verify backend analysis', async ({ page, request }) => {
  await page.goto('/');

  // Intercept the POST request to /api/review and capture the response
  let reviewId = null;
  const [createReviewResponse] = await Promise.all([
    page.waitForResponse(resp =>
      resp.url().includes('/api/review') && resp.request().method() === 'POST'),
    // Fill out and submit the form
    (async () => {
      await page.getByTestId('product-name-input').fill('Test Product');
      await page.getByTestId('customer-name-input').fill('Playwright User');
      await page.getByTestId('comment-input').fill('This is a Playwright E2E test review. ');
      await page.getByTestId('rating-select').selectOption('5');
      await page.getByTestId('submit-review-btn').click();
    })()
  ]);

  // Wait for success message
  await expect(page.getByTestId('form-message')).toHaveText(/Review submitted successfully!/i);
});
```

Using Playwright, we fill out a review form and intercept the POST request that happens to the backend

Validate whether a success message was displayed

2

```
// Verify the response status and content for the review submission
expect(createReviewResponse.status()).toBe(200);
const reviewResponse = await createReviewResponse.json();
expect(reviewResponse).toBeDefined();
expect(reviewResponse).toHaveProperty('id');

// Extract the id from the response JSON
reviewId = reviewResponse.id;
```

Verify the response from the API request triggered by the frontend

3

```
// Get from S3 Bucket the new review using Playwright's expect
with retry mechanism
await expect(async () => {
  const S3response = await
request.get(`http://localhost:8081/api/messages/${reviewId}`);
expect(S3response.status()).toBe(200);
const jsonResponse = await S3response.json();
expect(jsonResponse).toBeDefined();
expect(jsonResponse).toHaveProperty('id');
expect(jsonResponse.id).toBe(reviewId);
expect(jsonResponse).toHaveProperty('productName');
}).toPass({
  timeout: 15000, // total time to wait (15s)
  intervals: [3000] // poll every 3s
});
```

Do one final request to review-analyzer service to check if the review was processed as expected



07

Conclusion



Conclusion

- Good option to save costs, being more effective than mocks
- Easy and powerful integration of LocalStack and Testcontainers
- Emulation \neq real services
- LocalStack free usage*
- **Personal opinion:** Try to balance real tests and emulated tests. You can have both and implement a better test strategy

Thanks!!

**Do you have any
questions?**

Find me around the
web with this QR
code



References

- <https://www.launchableinc.com/blog/cloud-cost-and-your-software-testing/>
- LocalStack Feature Coverage: <https://docs.localstack.cloud/references/coverage/>
- Feature Reliability: <https://docs.localstack.cloud/user-guide/aws/feature-coverage/>
- Test Environment Costs: <https://www.plutora.com/blog/test-environment-cost>
- Code Syntax highlighter: <https://carbon.now.sh>



expoQA[®]26

MADRID 26th, 27th & 28th May

Thank you for attending

expoqa.eu